

INTERSECTION TRAFFIC COUNT REQUEST

DT2184 2005

Wisconsin Department of Transportation

Please provide site sketch on back side of form.

<input type="checkbox"/> Urgent <input checked="" type="checkbox"/> NOT Urgent	Project ID 1330-18-00	Date Requested July 16, 2007	
Firm Name Ayres Association	Requester Bhuvan Manandhar	Unit Sys. Planning	
Location - Main Highway USH 18		Intersecting Side Road STH 83	
County Waukesha	<input checked="" type="checkbox"/> City <input type="checkbox"/> Town <input type="checkbox"/> Village OF Waukesha	Number of Staff Required 2	Hours 6 AM to 6 PM
Special Instructions If school in session, pick school busses.			

- | | | | |
|---|--|---|---|
| <input checked="" type="checkbox"/> Passenger Vehicles
(Cars, Light Trucks, Motorcycles) | <input checked="" type="checkbox"/> Heavy Trucks | <input checked="" type="checkbox"/> Bicycles | <input checked="" type="checkbox"/> Pedestrians |
| <input checked="" type="checkbox"/> Buses | <input checked="" type="checkbox"/> School Buses | <input checked="" type="checkbox"/> School in Session | <input checked="" type="checkbox"/> U-Turns |

Field Observations

1 st Observation - Day 1			2 nd Observation - Day 2		
Date (M - D - Y)	Day of Week	Time of Day	Date (M - D - Y)	Day of Week	Time of Day
10-16-2007	TUESDAY	12pm-6pm			
Weather 64°F, WIND 5.0 MPH EAST, OVERCAST.			Weather		
Observer Name MATTHEW S. MAEDERER		Observer Name	Observer Name	Observer Name	
Observer Name Tony Arts		Observer Name	Observer Name	Observer Name	

Common Observations - Indicate how many times these observations occur.

	None	1-2	A Few	Several	Many
Blown Stops	<input checked="" type="checkbox"/>				
Close Calls			<input checked="" type="checkbox"/>		
Driveway Cut-Thrus	<input checked="" type="checkbox"/>				
Funeral Processions	<input checked="" type="checkbox"/>				
Long Queue - Left Turn				<input checked="" type="checkbox"/>	
Long Queue - On-Ramp	<input checked="" type="checkbox"/>				
Trains	<input checked="" type="checkbox"/>				
Truck - Turning Radius			<input checked="" type="checkbox"/>		
Truck - Yellow Clearance			<input checked="" type="checkbox"/>		
Trucks Consistently One Type					Dump Trucks
U-Turns in Medians		<input checked="" type="checkbox"/>			
Other:	-	-	-	-	-

Comments

* MANY DUMP TRUCKS CYCLING THROUGHOUT THE DAY.

* MANY SCHOOL BUSES ONCE SCHOOL LET OUT (APPROX 3 PM)

INTERSECTION TRAFFIC COUNT REQUEST

DT2184 2005

Wisconsin Department of Transportation

Please provide site sketch on back side of form.

<input type="checkbox"/> Urgent <input checked="" type="checkbox"/> NOT Urgent		Project ID 1330-18-00	Date Requested July 16, 2007	
Firm Name Ayres Association		Requester Bhuvan Manandhar	Unit Sys. Planning	
Location - Main Highway USH 18		Intersecting Side Road STH 83		
County Waukesha	<input checked="" type="checkbox"/> City <input type="checkbox"/> Town <input type="checkbox"/> Village OF Waukesha	Number of Staff Required 2	Hours 6 AM to 6 PM	

Special Instructions

If school in session, pick school busses.

- | | | | |
|---|--|---|---|
| <input checked="" type="checkbox"/> Passenger Vehicles
(Cars, Light Trucks, Motorcycles) | <input checked="" type="checkbox"/> Heavy Trucks | <input checked="" type="checkbox"/> Bicycles | <input checked="" type="checkbox"/> Pedestrians |
| <input checked="" type="checkbox"/> Buses | <input checked="" type="checkbox"/> School Buses | <input checked="" type="checkbox"/> School in Session | <input checked="" type="checkbox"/> U-Turns |

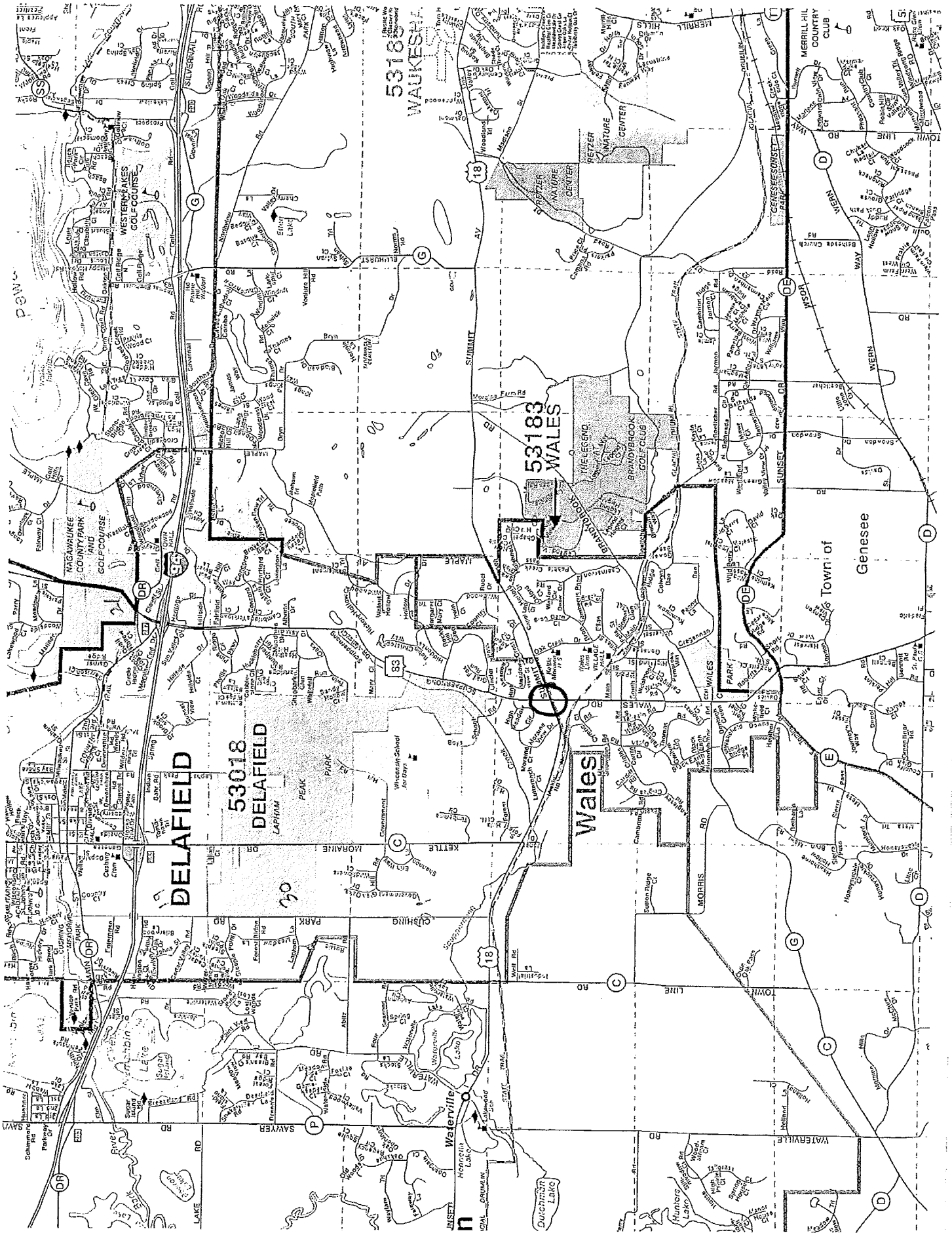
Field Observations

1 st Observation - Day 1			2 nd Observation - Day 2		
Date (M - D - Y)	Day of Week	Time of Day	Date (M - D - Y)	Day of Week	Time of Day
			10/17/07	Wed	6 AM - 12 PM
Weather			Weather 60°s Partly Cloudy		
Observer Name	Observer Name	Observer Name	Observer Name	Observer Name	Observer Name
		Alex Cowan			
Observer Name	Observer Name	Observer Name	Observer Name	Observer Name	Observer Name
		Justin Gutoski			

Common Observations - Indicate how many times these observations occur.

	None	1-2	A Few	Several	Many
Blown Stops				X	
Close Calls	X				
Driveway Cut-Thrus	X				
Funeral Processions	X				
Long Queue - Left Turn		X			
Long Queue - On-Ramp	X				
Trains	X				
Truck - Turning Radius	X				
Truck - Yellow Clearance			X		
Trucks Consistently One Type				Buses	
U-Turns in Medians	X				
Other:					

Comments Long left-turn queue during peak morning rush hour



DELAFIELD

53018
DELAFIELD
LAPHAM PEAK

53183
WAUKESHA

53183
WALES

Wales

Town of Genesee

Waterville

18

18

83

G

C

D

U

F

D

E

E

D

D

D

D

D

D

D

D

F

D

E

E

D

D

D

D

D

D

D

D

F

D

E

E

D

D

D

D

D

D

D

D

F

D

E

E

D

D

D

D

D

D

D

D

F

D

E

E

D

D

D

D

D

D

D

D

F

D

E

E

D

D

D

D

D

D

D

D

F

D

E

E

D

D

D

D

D

D

D

D

F

D

E

E

D

D

D

D

D

D

D

D

F

D

E

E

D

D

D

D

D

D

D

D

F

D

E

E

D

D

D

D

D

D

D

D

F

D

E

E

D

D

D

D

D

D

D

D

F

D

E

E

D

D

D

D

D

D

D

D

F

D

E

E

D

D

D

D

D

D

D

D

F

D

E

E

D

D

D

D

D

D

D

D

F

D

E

E

D

D

D

D

D

D

D

D

F

D

E

E

D

D

D

D

D

D

D

D

F

D

E

E

D

D

D

D

D

D

D

D

F

D

E

E

D

D

D

D

D

D

D

D

F

D

E

E

D

D

D

D

D

D

D

D

F

D

E

E

D

D

D

D

D

D

D

D

F

D

E

E

D

D

D

D

D

D

D

D

F

D

E

E

D

D

D

D

D

D

D

D

F

D

E

E

D

D

D

D

D

D

D

D

F

D

E

E

D

D

D

D

D

D

D

D

F

D

E

E

D

D

D

D

D

D

D

D

F

D

E

E

D

D

D

D

D

D

D

D

F

D

E

E

D

D

D

D

D

D

D

D

F

D

E

E

D

D

D

D

D

D

D

D

F

D

E

E

D

D

D</

**TRAFFIC SURVEY VEHICLE VOLUME COUNT
GRAPHIC SUMMARY SHEET**

Date 10/16 & 10/17/2007

Day: Tues & Weds

Time: 6AM to 6PM

Region: SE

County: Waukesha

Rural: No

City: Waukesha

Intersection of: USH 18 & STH 83

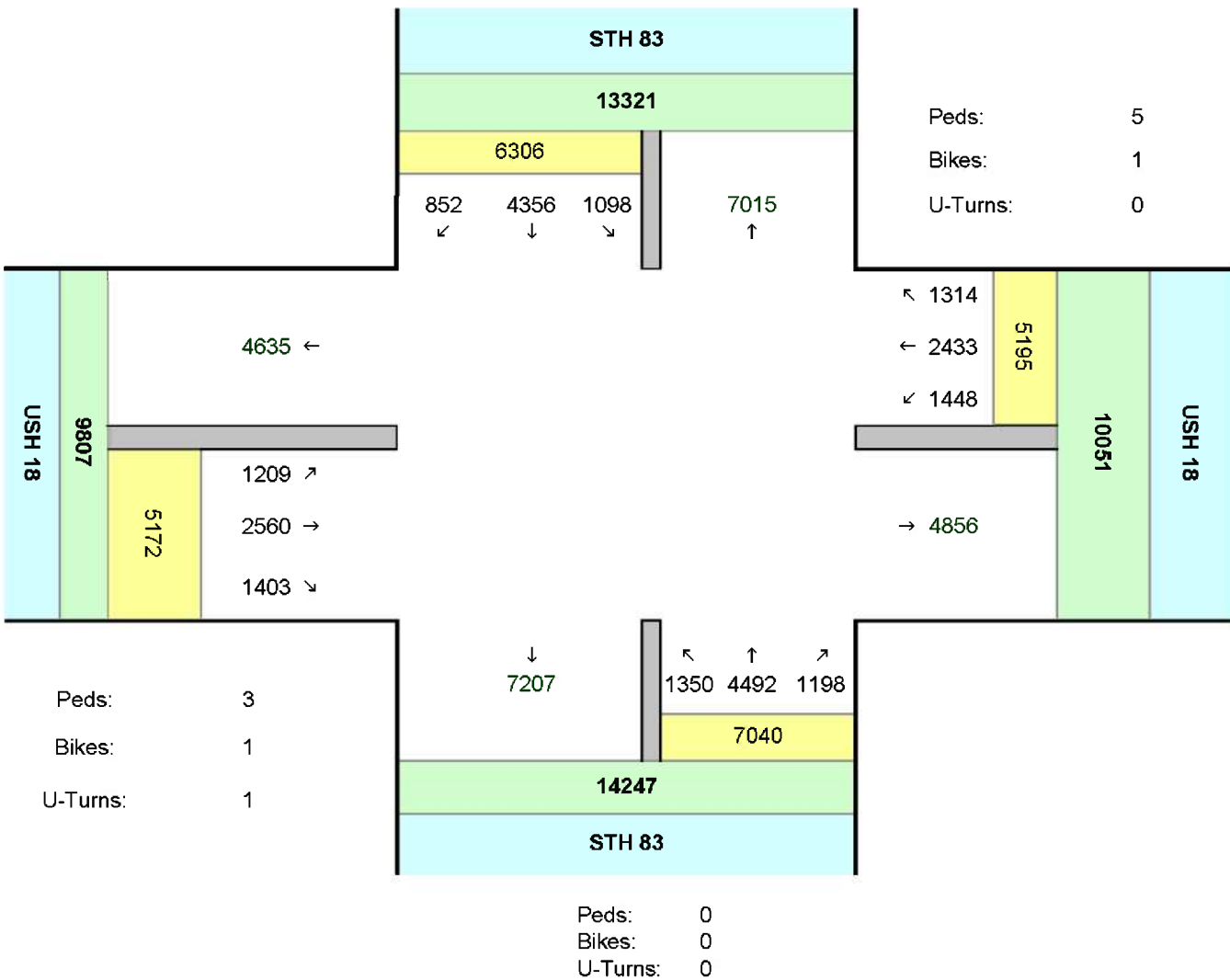
Weather: T - Overcast / W - Sunny

Road Condition: Dry

Observers: M Maederer , T Arts, A Cowan, J Gutowski

All Vehicle Types/Peds/Bike/U-Turn:

Peds: 1
Bikes: 3
U-Turns: 1



Volume Summary - ALL VEHICLES & U-TURNS

INTERSECTION: USH 18 & STH 83

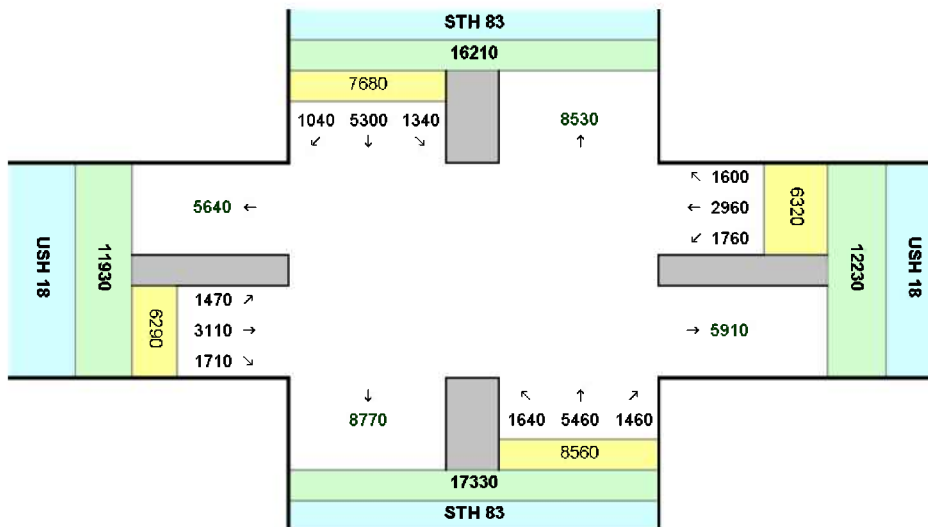
Date: 10/16 & 10/17/2007 Day: Tues & Weds City: Waukesha
 Weather T - Overcast / W - S Legend: LT = Left Turn, TH = Thru, RT = Right Turn

Time Period	STH 83								USH 18								Totals			U - Turns				
	From North				From South				From East				From West				North South	East West	ALL DIR	From				ALL DIR
	LT	TH	RT	Total	LT	TH	RT	Total	LT	TH	RT	Total	LT	TH	RT	Total				N	S	E	W	DIR
6-7 am	65	123	24	212	100	480	102	682	35	90	58	183	132	309	99	540	894	723	1617	0	0	0	0	0
7-8 am	182	257	39	478	146	639	194	979	68	174	122	364	114	353	127	594	1457	958	2415	0	0	0	0	0
8-9 am	91	266	37	394	115	518	128	761	79	130	91	300	95	270	113	478	1155	778	1933	0	0	0	0	0
9-10 am	46	257	51	354	74	313	93	480	73	134	70	277	94	157	84	335	834	612	1446	0	0	0	0	0
10-11 am	59	289	63	411	79	306	72	457	74	140	67	281	88	149	66	303	868	584	1452	0	0	0	0	0
11-12 pm	93	286	81	460	95	330	101	526	122	259	214	595	86	202	83	371	996	966	1952	0	0	0	0	0
12-1 pm	65	319	64	448	74	284	68	426	98	143	97	338	93	142	79	314	874	652	1526	1	0	0	0	1
1-2 pm	52	325	84	461	84	259	55	398	84	106	90	280	102	135	102	339	859	619	1478	0	0	0	0	0
2-3 pm	104	386	93	583	131	312	82	525	134	270	125	529	102	191	131	424	1108	953	2061	0	0	0	1	1
3-4 pm	118	567	106	791	161	333	95	589	202	320	125	647	89	194	139	422	1380	1069	2449	0	0	0	0	0
4-5 pm	114	649	103	866	120	351	108	579	252	351	141	744	103	264	185	552	1445	1296	2741	0	0	0	0	0
5-6 pm	109	632	107	848	171	367	100	638	227	316	114	657	111	194	195	500	1486	1157	2643	0	0	0	0	0
Total	1098	4356	852	6306	1350	4492	1198	7040	1448	2433	1314	5195	1209	2560	1403	5172	13346	10367	23713	1	0	0	1	2

Estimated Average Daily Flow (AADT)

Expansion Factors:	Hourly: 1.28	Daily and Seasonal Factor: 0.95
AWT	1340 5300 1040	7680 1640 5460 1460 8560 1760 2960 1600 6320 1470 3110 1710 6290 16240 12610 28840

Category: 2- Waukesha



Volume Summary - Cars

INTERSECTION: USH 18 & STH 83

Date: 10/16 & 10/17/2007 Day: Tues & Weds City: Waukesha
 Weather: T - Overcast / W - Su Legend: LT = Left Turn, TH = Thru, RT = Right Turn

Time Period	STH 83								USH 18								Totals		
	From North				From South				From East				From West				North South	East West	ALL DIR
	LT	TH	RT	Total	LT	TH	RT	Total	LT	TH	RT	Total	LT	TH	RT	Total			
6-7 am	62	120	19	201	94	460	97	651	32	88	57	177	122	301	93	516	852	693	1545
7-8 am	178	234	38	450	132	611	188	931	58	161	120	339	104	335	116	555	1381	894	2275
8-9 am	86	237	33	356	99	490	122	711	68	106	85	259	88	258	100	446	1067	705	1772
9-10 am	44	231	44	319	57	281	89	427	67	116	67	250	91	140	72	303	746	553	1299
10-11 am	57	266	59	382	66	276	64	406	69	119	65	253	81	133	52	266	788	519	1307
11-12 pm	86	266	79	431	87	298	92	477	109	226	206	541	80	170	73	323	908	864	1772
12-1 pm	63	299	62	424	55	266	64	385	93	128	94	315	91	128	66	285	809	600	1409
1-2 pm	48	311	83	442	62	239	54	355	82	100	84	266	94	124	79	297	797	563	1360
2-3 pm	99	363	88	550	117	291	80	488	131	256	119	506	100	168	112	380	1038	886	1924
3-4 pm	115	549	106	770	143	316	91	550	197	312	121	630	84	188	129	401	1320	1031	2351
4-5 pm	114	640	100	854	115	344	107	566	245	347	141	733	101	262	171	534	1420	1267	2687
5-6 pm	108	619	106	833	166	361	100	627	225	314	114	653	109	192	188	489	1460	1142	2602
Total	1060	4135	817	6012	1193	4233	1148	6574	1376	2273	1273	4922	1145	2399	1251	4795	12586	9717	22303

Volume Summary - Trucks, Buses & Semis

Time Period	STH 83								USH 18								Totals		
	From North				From South				From East				From West				North South	East West	ALL DIR
	LT	TH	RT	Total	LT	TH	RT	Total	LT	TH	RT	Total	LT	TH	RT	Total			
6-7 am	3	3	5	11	6	20	5	31	3	2	1	6	10	8	6	24	42	30	72
7-8 am	4	23	1	28	14	28	6	48	10	13	2	25	10	18	11	39	76	64	140
8-9 am	5	29	4	38	16	28	6	50	11	24	6	41	7	12	13	32	88	73	161
9-10 am	2	26	7	35	17	32	4	53	6	18	3	27	3	17	12	32	88	59	147
10-11 am	2	23	4	29	13	30	8	51	5	21	2	28	7	16	14	37	80	65	145
11-12 pm	7	20	2	29	8	32	9	49	13	33	8	54	6	32	10	48	78	102	180
12-1 pm	2	20	2	24	19	18	4	41	5	15	3	23	2	14	13	29	65	52	117
1-2 pm	4	14	1	19	22	20	1	43	2	6	6	14	8	11	23	42	62	56	118
2-3 pm	5	23	5	33	14	21	2	37	3	14	6	23	2	23	19	44	70	67	137
3-4 pm	3	18	0	21	18	17	4	39	5	8	4	17	5	6	10	21	60	38	98
4-5 pm	0	9	3	12	5	7	1	13	7	4	0	11	2	2	14	18	25	29	54
5-6 pm	1	13	1	15	5	6	0	11	2	2	0	4	2	2	7	11	26	15	41
Total	38	221	35	294	157	259	50	466	72	160	41	273	64	161	152	377	760	650	1410

Volume Summary - Trucks (Excludes semis) and Buses

INTERSECTION: USH 18 & STH 83

Date: 10/16 & 10/17/2007 Day: Tues & Weds City: Waukesha
 Weather: T - Overcast / W - S Legend: LT = Left Turn, TH = Thru, RT = Right Turn

Time Period	STH 83								USH 18								Totals		
	From North				From South				From East				From West				North	East	ALL
	LT	TH	RT	Total	LT	TH	RT	Total	LT	TH	RT	Total	LT	TH	RT	Total	South	West	DIR
6-7 am	3	2	5	10	5	19	4	28	3	2	1	6	10	8	4	22	38	28	66
7-8 am	4	19	1	24	11	24	6	41	9	13	2	24	10	17	9	36	65	60	125
8-9 am	5	25	4	34	11	21	6	38	11	22	6	39	7	12	12	31	72	70	142
9-10 am	2	23	7	32	13	25	3	41	6	18	2	26	2	15	9	26	73	52	125
10-11 am	1	16	4	21	11	23	8	42	5	19	2	26	5	15	14	34	63	60	123
11-12 pm	6	12	2	20	8	21	8	37	13	32	7	52	6	32	8	46	57	98	155
12-1 pm	2	14	1	17	17	14	3	34	5	15	3	23	1	13	11	25	51	48	99
1-2 pm	3	9	1	13	18	16	1	35	2	5	6	13	7	10	19	36	48	49	97
2-3 pm	4	16	4	24	14	12	2	28	3	14	6	23	2	21	17	40	52	63	115
3-4 pm	3	12	0	15	14	10	4	28	5	8	4	17	5	6	9	20	43	37	80
4-5 pm	0	8	3	11	2	5	1	8	7	4	0	11	2	2	10	14	19	25	44
5-6 pm	1	9	1	11	3	5	0	8	2	2	0	4	1	2	5	8	19	12	31
Total	34	165	33	232	127	195	46	368	71	154	39	264	58	153	127	338	600	602	1202

Volume Summary - Semis

Time Period	STH 83								USH 18								Totals		
	From North				From South				From East				From West				North	East	ALL
	LT	TH	RT	Total	LT	TH	RT	Total	LT	TH	RT	Total	LT	TH	RT	Total	South	West	DIR
6-7 am	0	1	0	1	1	1	1	3	0	0	0	0	0	0	2	2	4	2	6
7-8 am	0	4	0	4	3	4	0	7	1	0	0	1	0	1	2	3	11	4	15
8-9 am	0	4	0	4	5	7	0	12	0	2	0	2	0	0	1	1	16	3	19
9-10 am	0	3	0	3	4	7	1	12	0	0	1	1	1	2	3	6	15	7	22
10-11 am	1	7	0	8	2	7	0	9	0	2	0	2	2	1	0	3	17	5	22
11-12 pm	1	8	0	9	0	11	1	12	0	1	1	2	0	0	2	2	21	4	25
12-1 pm	0	6	1	7	2	4	1	7	0	0	0	0	1	1	2	4	14	4	18
1-2 pm	1	5	0	6	4	4	0	8	0	1	0	1	1	1	4	6	14	7	21
2-3 pm	1	7	1	9	0	9	0	9	0	0	0	0	0	2	2	4	18	4	22
3-4 pm	0	6	0	6	4	7	0	11	0	0	0	0	0	0	1	1	17	1	18
4-5 pm	0	1	0	1	3	2	0	5	0	0	0	0	0	0	4	4	6	4	10
5-6 pm	0	4	0	4	2	1	0	3	0	0	0	0	1	0	2	3	7	3	10
Total	4	56	2	62	30	64	4	98	1	6	2	9	6	8	25	39	160	48	208

Volume Summary - Peds & Bikes Per Hour

INTERSECTION: USH 18 & STH 83

Date: 10/16 & 10/17/2007 Day: Tues & Weds City: Waukesha

Weather: T - Overcast / W - S Legend: LT = Left Turn, TH = Thru, RT = Right Turn

Time Period	Pedestrians								Bicycles						
	From				Totals				From				Totals		
	N	S	E	W	NS	EW	ALL		N	S	E	W	NS	EW	ALL
6-7 am	0	0	0	0	0	0	0		1	0	0	0	1	0	1
7-8 am	0	0	1	0	0	1	1		0	0	0	0	0	0	0
8-9 am	0	0	0	0	0	0	0		0	0	0	0	0	0	0
9-10 am	0	0	0	0	0	0	0		1	0	0	0	1	0	1
10-11 am	0	0	0	0	0	0	0		0	0	0	0	0	0	0
11-12 pm	0	0	0	0	0	0	0		0	0	0	0	0	0	0
12-1 pm	0	0	0	0	0	0	0		0	0	0	0	0	0	0
1-2 pm	0	0	0	0	0	0	0		0	0	0	0	0	0	0
2-3 pm	0	0	0	2	0	2	2		1	0	1	1	1	2	3
3-4 pm	0	0	4	0	0	4	4		0	0	0	0	0	0	0
4-5 pm	1	0	0	0	1	0	1		0	0	0	0	0	0	0
5-6 pm	0	0	0	1	0	1	1		0	0	0	0	0	0	0
Total	1	0	5	3	1	8	9		3	0	1	1	3	2	5

Special Pedestrians

Special Pedestrians	None	1 or 2	A Few	Several	Many
Pre-school Children	X				
Elementary School Age Children	X				
Visually Impaired (white cane/helper dog)	X				
Elderly/Disabled (except wheelchairs)	X				
Wheelchairs/Electric Scooters	X				
Other (Describe)	X				

Volume Summary - ALL VEHICLES

INTERSECTION: USH 18 & STH 83

Date: 10/16 & 10/17/2007 Day: Tues & Weds City: Waukesha
 Weather: T - Overcast / W - St Legend: LT = Left Turn, TH = Thru, RT = Right Turn

Time Period	STH 83								USH 18								Total ALL DIR	PHF	
	From North				From South				From East				From West					Peak Hr Vol	PHF ¹
	LT	TH	RT	Total	LT	TH	RT	Total	LT	TH	RT	Total	LT	TH	RT	Total			
6:00 AM	6	23	4	33	10	65	11	86	1	7	6	14	26	43	13	82	215	*	*
6:15 AM	9	28	2	39	20	101	18	139	8	13	9	30	38	53	28	119	327	*	*
6:30 AM	16	32	10	58	30	165	32	227	12	27	21	60	39	92	37	168	513	*	*
6:45 AM	34	40	8	82	40	149	41	230	14	43	22	79	29	121	21	171	562	1617	0.72
7:00 AM	87	45	9	141	28	148	73	249	16	56	34	106	18	122	23	163	659	2061	0.78
7:15 AM	50	74	9	133	42	157	44	243	21	51	39	111	25	92	36	153	640	2374	0.90
7:30 AM	24	67	13	104	35	154	36	225	15	36	31	82	29	83	29	141	552	2413	0.92
7:45 AM	21	71	8	100	41	180	41	262	16	31	18	65	42	56	39	137	564	2415	0.92
8:00 AM	24	62	10	96	26	150	42	218	18	34	10	62	25	67	33	125	501	2257	0.88
8:15 AM	34	58	4	96	38	125	35	199	26	35	26	87	27	77	39	143	524	2141	0.95
8:30 AM	18	84	14	116	23	131	18	172	20	33	28	81	23	71	21	115	484	2073	0.92
8:45 AM	15	62	9	86	28	112	33	173	15	28	27	70	20	55	20	95	424	1933	0.92
9:00 AM	7	63	10	80	23	84	24	131	24	35	20	79	24	46	17	87	377	1809	0.86
9:15 AM	11	67	15	93	19	88	19	126	17	23	10	50	27	42	23	92	361	1646	0.85
9:30 AM	10	76	11	97	18	71	27	116	19	29	16	64	20	42	24	86	363	1525	0.90
9:45 AM	18	51	15	84	14	70	23	107	13	47	24	84	23	27	20	70	345	1446	0.96
10:00 AM	11	63	10	84	23	64	20	107	11	26	21	58	22	27	14	63	312	1381	0.95
10:15 AM	19	77	11	107	18	81	12	111	15	37	16	68	26	39	14	79	365	1385	0.95
10:30 AM	14	79	21	114	20	90	16	126	25	38	14	77	28	37	23	88	405	1427	0.88
10:45 AM	15	70	21	106	18	71	24	113	23		16	78	12	46	15	73	370	1452	0.90
11:00 AM	13	73	21	107	16	63	22	101	25	42	28	95	24	28	18	70	373	1513	0.93
11:15 AM	23	60	16	99	28	72	21	121	19	39	24	82	21	64	22	107	409	1657	0.95
11:30 AM	30	73	14	117	29	92	27	148	41	96	74	211	20	49	22	91	567	1719	0.76
11:45 AM	27	80	30	137	22	103	31	156	37	82	88	207	21	61	21	103	603	1952	0.81
12:00 PM	13	82	18	113	17	66	9	92	23	27	29	79	20	34	17	71	355	1934	0.80
12:15 PM	18	75	16	109	15	62	12	89	25	45	23	93	20	38	25	83	374	1899	0.79
12:30 PM	16	90	13	119	20	80	24	124	26	31	21	78	20	40	20	80	401	1733	0.72
12:45 PM	18	72	17	107	22	76	23	121	24	40	24	88	33	30	17	80	396	1526	0.95
1:00 PM	8	81	18	107	23	62	15	100	25	28	24	77	19	37	36	94	378	1549	0.97
1:15 PM	14	68	27	109	23	61	14	98	18	21	20	59	27	31	20	78	344	1519	0.95
1:30 PM	21	94	18	133	22	65	13	100	21	28	25	74	23	26	20	69	376	1494	0.94
1:45 PM	9	82	21	112	16	71	13	100	20	29	21	70	33	41	24	98	380	1478	0.97
2:00 PM	16	97	17	130	22	80	27	129	26	33	25	84	33	37	29	99	442	1542	0.87
2:15 PM	30	89	23	142	28	75	13	116	34	54	14	102	27	61	36	124	484	1682	0.87
2:30 PM	27	84	32	143	50	83	26	159	32	94	41	167	23	50	38	111	580	1866	0.81
2:45 PM	31	116	21	168	31	74	16	121	42	89	45	176	19	43	28	90	555	2061	0.89
3:00 PM	32	125	22	179	37	74	21	132	52	80	35	167	20	45	32	97	575	2194	0.95
3:15 PM	34	132	24	190	46	74	24	144	63	70	27	160	22	46	38	106	600	2310	0.96
3:30 PM	28	127	29	184	31	90	22	143	47	90	31	168	27	57	30	114	609	2339	0.96
3:45 PM	24	193	31	238	47	95	28	170	40	80	32	152	20	46	39	105	665	2449	0.92
4:00 PM	18	141	27	186	25	71	21	117	73	97	45	215	21	52	48	121	639	2513	0.94
4:15 PM	38	153	28	219	37	99	37	173	57	72	27	156	28	69	43	140	688	2601	0.95
4:30 PM	23	162	22	207	23	84	37	144	61	87	40	188	30	61	46	137	676	2668	0.97
4:45 PM	35	193	26	254	35	97	13	145	61	95	29	185	24	82	48	154	738	2741	0.93
5:00 PM	27	169	27	223	44	114	16	174	57	72	28	157	26	49	48	123	677	2779	0.94
5:15 PM	22	164	31	217	45	98	26	169	62	87	27	176	37	51	56	144	706	2797	0.95
5:30 PM	22	163	27	202	38	72	24	134	67	101	24	192	28	54	51	133	661	2782	0.94
5:45 PM	38	146	22	206	44	83	34	161	41	56	35	132	20	40	40	100	599	2643	0.94
Total	1098	4356	852	6306	1350	4492	1198	7040	1448	2433	1314	5195	1209	2560	1403	5172	23713		

Notes:

1 PHF shown for hour that ends with that interval. For example, the PHF shown at 6:45 AM is for the 6:00 - 7:00 AM hour

Volume Summary - Trucks, Buses & Semis

INTERSECTION: USH 18 & STH 83

Date: 10/16 & 10/17/2007 Day: Tues & Weds City: Waukesha
 Weather: T - Overcast / W - S. Legend: LT = Left Turn, TH = Thru, RT = Right Turn

Time Period	STH 83								USH 18								Totals		
	From North				From South				From East				From West				North South	East West	ALL DIR
	LT	TH	RT	Total	LT	TH	RT	Total	LT	TH	RT	Total	LT	TH	RT	Total			
6:00 AM	0	0	1	1	0	1	1	2	0	0	1	1	0	3	1	4	3	6	8
6:15 AM	0	1	0	1	1	8	1	10	0	1	0	1	3	2	0	6	11	6	17
6:30 AM	1	2	3	6	2	6	2	10	2	1	0	3	4	3	2	9	16	12	28
6:45 AM	2	0	1	3	3	5	1	9	1	0	0	1	3	0	3	6	12	7	19
7:00 AM	3	6	1	10	2	6	4	12	4	4	0	8	3	9	2	14	22	22	44
7:15 AM	0	3	0	3	2	4	0	6	1	6	0	7	1	4	4	9	9	16	25
7:30 AM	1	8	0	9	7	7	0	14	4	2	2	8	3	3	1	7	23	16	38
7:45 AM	0	6	0	6	3	11	2	16	1	1	0	2	3	2	4	9	22	11	33
8:00 AM	2	6	1	9	6	9	1	16	3	6	0	8	4	1	2	7	24	16	39
8:15 AM	2	4	0	6	4	8	3	16	3	8	1	12	1	3	6	9	21	21	42
8:30 AM	0	10	2	12	2	8	0	10	4	6	3	13	1	6	3	10	22	23	45
8:45 AM	1	9	1	11	5	3	2	10	1	5	2	8	1	2	3	6	21	14	35
9:00 AM	1	6	0	7	5	8	3	16	1	5	1	7	0	4	4	8	23	15	38
9:15 AM	1	10	2	13	3	8	0	11	1	3	1	5	1	4	3	8	24	13	37
9:30 AM	0	5	2	7	6	7	1	14	3	6	0	9	2	4	3	9	21	18	39
9:45 AM	0	5	3	8	3	9	0	12	1	4	1	6	0	5	2	7	20	13	33
10:00 AM	1	4	0	5	2	4	3	9	1	6	1	8	2	2	1	5	14	13	27
10:15 AM	0	9	0	9	3	7	0	10	0	6	1	7	3	6	5	14	19	21	40
10:30 AM	1	7	2	10	4	13	3	20	2	4	0	6	1	3	6	10	30	16	46
10:45 AM	0	3	2	5	4	6	2	12	2		0	7	1	5	2	8	17	15	32
11:00 AM	0	7	1	8	1	6	3	10	3	8	4	16	1	6	3	10	18	26	43
11:15 AM	4	3	0	7	0	10	1	11	1	6	1	8	2	13	6	21	18	29	47
11:30 AM	2	3	1	6	4	8	6	17	4	12	1	17	1	7	0	8	23	26	48
11:45 AM	1	7	0	8	3	8	0	11	6	7	2	14	2	6	1	9	19	23	42
12:00 PM	1	6	0	6	6	5	1	11	3	2	0	6	0	2	2	4	17	9	26
12:15 PM	0	4	0	4	6	2	0	8	1	6	2	9	1	1	2	4	12	13	26
12:30 PM	0	6	0	6	4	3	1	8	1	2	0	3	0	6	6	12	14	16	29
12:45 PM	1	6	2	8	4	8	2	14	0	6	1	6	1	6	3	9	22	16	37
1:00 PM	1	4	0	5	6	3	0	9	0	1	2	3	0	5	14	19	14	22	36
1:15 PM	1	4	0	5	4	8	0	12	1	1	1	3	4	4	3	11	17	14	31
1:30 PM	2	3	0	5	6	3	0	9	0	2	3	5	1	0	3	4	14	9	23
1:45 PM	0	3	1	4	6	6	1	13	1	2	0	3	3	2	3	8	17	11	28
2:00 PM	0	9	0	9	4	7	1	12	2	0	0	2	0	4	5	9	21	11	32
2:15 PM	3	6	3	12	1	4	1	6	0	2	0	2	1	12	7	20	18	22	40
2:30 PM	1	3	1	5	4	3	0	7	0	11	3	14	0	5	3	8	10	22	32
2:45 PM	1	5	1	7	5	7	0	12	1	1	3	5	1	2	4	7	19	12	31
3:00 PM	1	4	0	5	4	4	1	9	1	2	1	4	1	2	3	6	14	10	24
3:15 PM	2	2	0	4	6	2	0	8	2	2	1	6	2	2	1	6	12	10	22
3:30 PM	0	7	0	7	4	6	2	12	1	3	0	4	2	2	2	6	19	10	29
3:45 PM	0	6	0	6	4	6	1	10	1	1	2	4	0	0	4	4	15	8	23
4:00 PM	0	0	0	0	1	3	1	5	3	1	0	4	0	0	4	4	6	8	13
4:15 PM	0	3	2	5	2	3	0	6	0	1	0	1	0	1	4	5	10	6	16
4:30 PM	0	4	0	4	2	1	0	3	3	2	0	6	2	0	1	3	7	8	16
4:45 PM	0	2	1	3	0	0	0	0	1	0	0	1	0	1	6	6	3	7	10
5:00 PM	1	3	0	4	1	0	0	1	1	1	0	2	0	2	3	5	6	7	12
5:15 PM	0	2	1	3	1	2	0	3	1	0	0	1	1	0	2	3	6	4	10
5:30 PM	0	3	0	3	3	1	0	4	0	0	0	0	1	0	1	2	7	2	9
5:45 PM	0	6	0	6	0	3	0	3	0	1	0	1	0	0	1	1	8	2	10
Total	38	221	35	294	157	259	50	466	72	160	41	273	64	161	152	377	760	650	1410

Volume Summary - Peds, Bikes & U-Turns

INTERSECTION: USH 18 & STH 83

Date: 10/16 & 10/17/2007 Day: Tues & Weds City: Waukesha

Weather: T - Overcast / W - St Legend: LT = Left Turn, TH = Thru, RT = Right Turn

Time Period	Pedestrians							Bicycles							U-Turns							
	From				Totals			From				Totals			From				Totals			
	N	S	E	W	NS	EW	ALL	N	S	E	W	NS	EW	ALL	N	S	E	W	NS	EW	ALL	
6:00 AM	0	0	0	0	0	0	0	0	0	0	0	0	0	0	0	0	0	0	0	0	0	0
6:15 AM	0	0	0	0	0	0	0	0	0	0	0	0	0	0	0	0	0	0	0	0	0	0
6:30 AM	0	0	0	0	0	0	0	0	0	0	0	0	0	0	0	0	0	0	0	0	0	0
6:45 AM	0	0	0	0	0	0	0	1	0	0	0	1	0	1	0	0	0	0	0	0	0	0
7:00 AM	0	0	1	0	0	1	1	0	0	0	0	0	0	0	0	0	0	0	0	0	0	0
7:15 AM	0	0	0	0	0	0	0	0	0	0	0	0	0	0	0	0	0	0	0	0	0	0
7:30 AM	0	0	0	0	0	0	0	0	0	0	0	0	0	0	0	0	0	0	0	0	0	0
7:45 AM	0	0	0	0	0	0	0	0	0	0	0	0	0	0	0	0	0	0	0	0	0	0
8:00 AM	0	0	0	0	0	0	0	0	0	0	0	0	0	0	0	0	0	0	0	0	0	0
8:15 AM	0	0	0	0	0	0	0	0	0	0	0	0	0	0	0	0	0	0	0	0	0	0
8:30 AM	0	0	0	0	0	0	0	0	0	0	0	0	0	0	0	0	0	0	0	0	0	0
8:45 AM	0	0	0	0	0	0	0	0	0	0	0	0	0	0	0	0	0	0	0	0	0	0
9:00 AM	0	0	0	0	0	0	0	0	0	0	0	0	0	0	0	0	0	0	0	0	0	0
9:15 AM	0	0	0	0	0	0	0	0	0	0	0	0	0	0	0	0	0	0	0	0	0	0
9:30 AM	0	0	0	0	0	0	0	0	0	0	0	0	0	0	0	0	0	0	0	0	0	0
9:45 AM	0	0	0	0	0	0	0	1	0	0	0	1	0	1	0	0	0	0	0	0	0	0
10:00 AM	0	0	0	0	0	0	0	0	0	0	0	0	0	0	0	0	0	0	0	0	0	0
10:15 AM	0	0	0	0	0	0	0	0	0	0	0	0	0	0	0	0	0	0	0	0	0	0
10:30 AM	0	0	0	0	0	0	0	0	0	0	0	0	0	0	0	0	0	0	0	0	0	0
10:45 AM	0	0	0	0	0	0	0	0	0	0	0	0	0	0	0	0	0	0	0	0	0	0
11:00 AM	0	0	0	0	0	0	0	0	0	0	0	0	0	0	0	0	0	0	0	0	0	0
11:15 AM	0	0	0	0	0	0	0	0	0	0	0	0	0	0	0	0	0	0	0	0	0	0
11:30 AM	0	0	0	0	0	0	0	0	0	0	0	0	0	0	0	0	0	0	0	0	0	0
11:45 AM	0	0	0	0	0	0	0	0	0	0	0	0	0	0	0	0	0	0	0	0	0	0
12:00 PM	0	0	0	0	0	0	0	0	0	0	0	0	0	0	0	0	0	0	0	0	0	0
12:15 PM	0	0	0	0	0	0	0	0	0	0	0	0	0	0	0	0	0	0	0	0	0	0
12:30 PM	0	0	0	0	0	0	0	0	0	0	0	0	0	0	1	0	0	0	1	0	1	1
12:45 PM	0	0	0	0	0	0	0	0	0	0	0	0	0	0	0	0	0	0	0	0	0	0
1:00 PM	0	0	0	0	0	0	0	0	0	0	0	0	0	0	0	0	0	0	0	0	0	0
1:15 PM	0	0	0	0	0	0	0	0	0	0	0	0	0	0	0	0	0	0	0	0	0	0
1:30 PM	0	0	0	0	0	0	0	0	0	0	0	0	0	0	0	0	0	0	0	0	0	0
1:45 PM	0	0	0	0	0	0	0	0	0	0	0	0	0	0	0	0	0	0	0	0	0	0
2:00 PM	0	0	0	0	0	0	0	0	0	0	0	0	0	0	0	0	0	0	0	0	0	0
2:15 PM	0	0	0	0	0	0	0	0	0	1	0	0	1	1	0	0	0	0	0	0	0	0
2:30 PM	0	0	0	0	0	0	0	0	0	0	1	0	1	1	0	0	0	1	0	1	1	1
2:45 PM	0	0	0	2	0	2	2	1	0	0	0	1	0	1	0	0	0	0	0	0	0	0
3:00 PM	0	0	0	0	0	0	0	0	0	0	0	0	0	0	0	0	0	0	0	0	0	0
3:15 PM	0	0	0	0	0	0	0	0	0	0	0	0	0	0	0	0	0	0	0	0	0	0
3:30 PM	0	0	0	0	0	0	0	0	0	0	0	0	0	0	0	0	0	0	0	0	0	0
3:45 PM	0	0	4	0	0	4	4	0	0	0	0	0	0	0	0	0	0	0	0	0	0	0
4:00 PM	0	0	0	0	0	0	0	0	0	0	0	0	0	0	0	0	0	0	0	0	0	0
4:15 PM	0	0	0	0	0	0	0	0	0	0	0	0	0	0	0	0	0	0	0	0	0	0
4:30 PM	1	0	0	0	1	0	1	0	0	0	0	0	0	0	0	0	0	0	0	0	0	0
4:45 PM	0	0	0	0	0	0	0	0	0	0	0	0	0	0	0	0	0	0	0	0	0	0
5:00 PM	0	0	0	0	0	0	0	0	0	0	0	0	0	0	0	0	0	0	0	0	0	0
5:15 PM	0	0	0	0	0	0	0	0	0	0	0	0	0	0	0	0	0	0	0	0	0	0
5:30 PM	0	0	0	1	0	1	1	0	0	0	0	0	0	0	0	0	0	0	0	0	0	0
5:45 PM	0	0	0	0	0	0	0	0	0	0	0	0	0	0	0	0	0	0	0	0	0	0
Total	1	0	5	3	1	8	9	3	0	1	1	3	2	5	1	0	0	1	1	1	2	